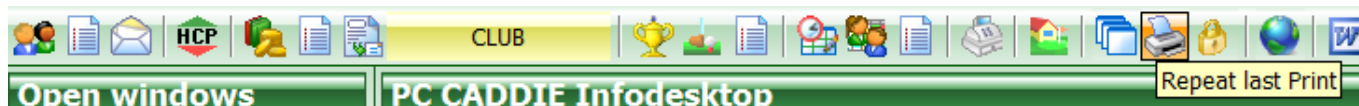


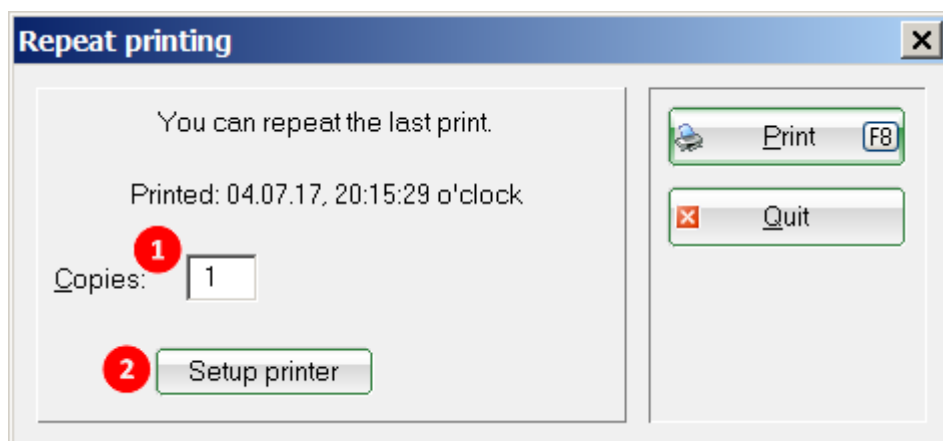
Repeat last printout

You have the option to easily repeat the last printout.

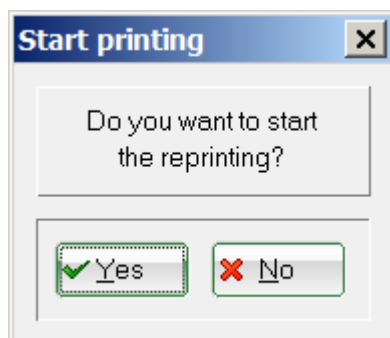
Click on **Setup/Repeat last printout** from the main menu, or on the corresponding icon:




The following window opens:



1. Select the number of copies that you want to print.
2. Click on **Printer Setup**, if you want to change the layout.
3. Click on **Print** to start the printing process and confirm with **Yes**:



 Please note that you can only repeat actual printing, i.e., printing jobs that have been sent to the printer. Repeating print previews is not possible.