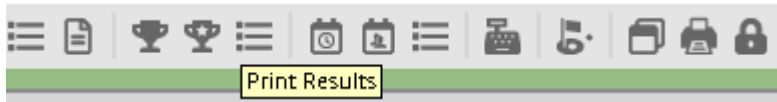


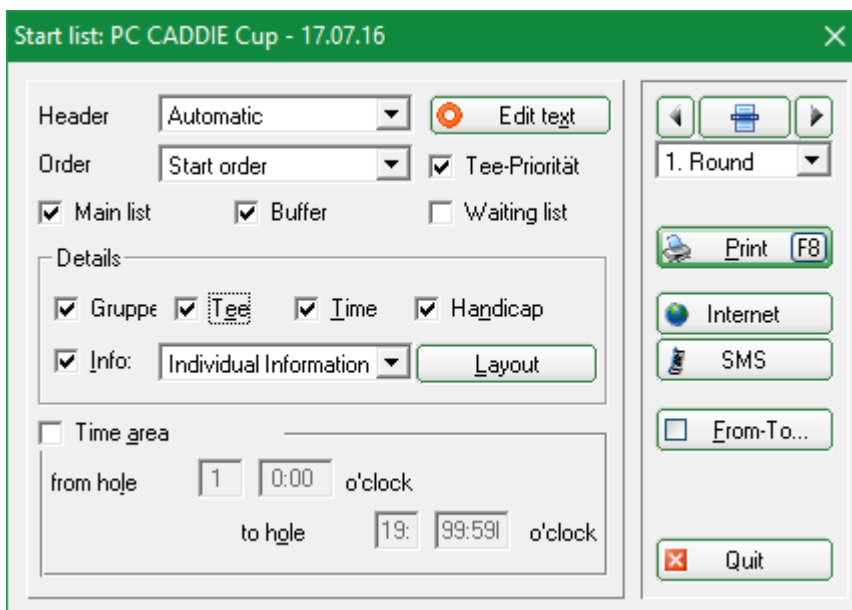
Start list

You can print out start lists with various criteria. Go to the print function:

- directly from the competition information, right the button **Print** button on the right and then Start List
- or via the main menu **Matches/Print/...Start List**
- or you click with the right mouse button on the symbol shown below:

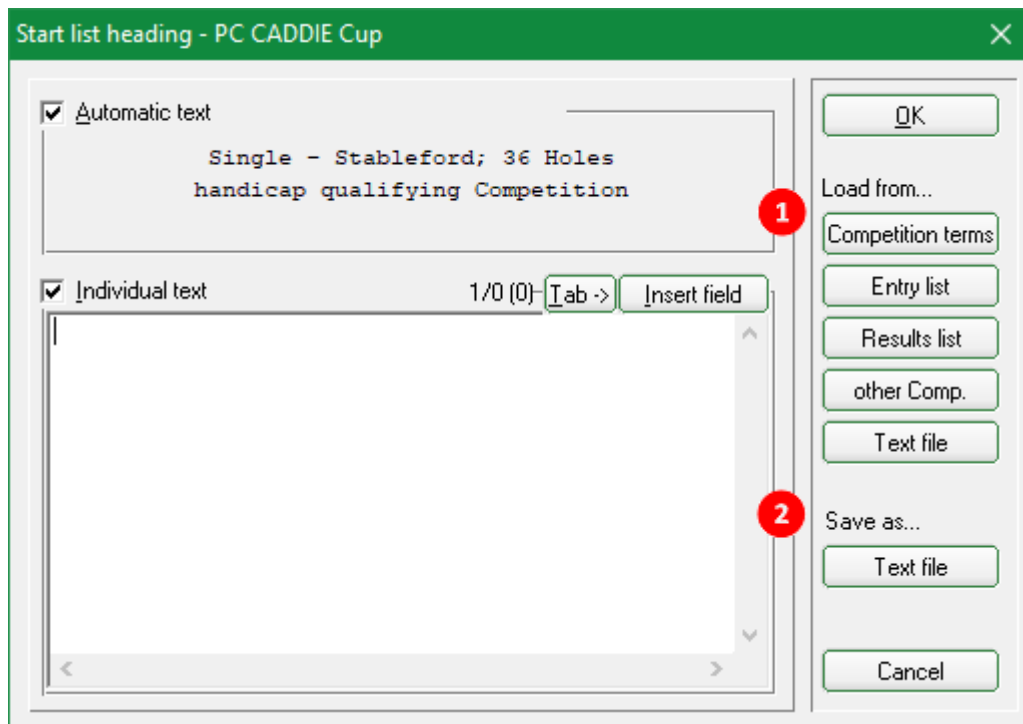


This opens this menu window:



Here you can directly print a ready-made start list with the selected basic settings. In addition, there are various possibilities to add other desired information to this list.

For example, click on the button **Edit text** button, this window opens:



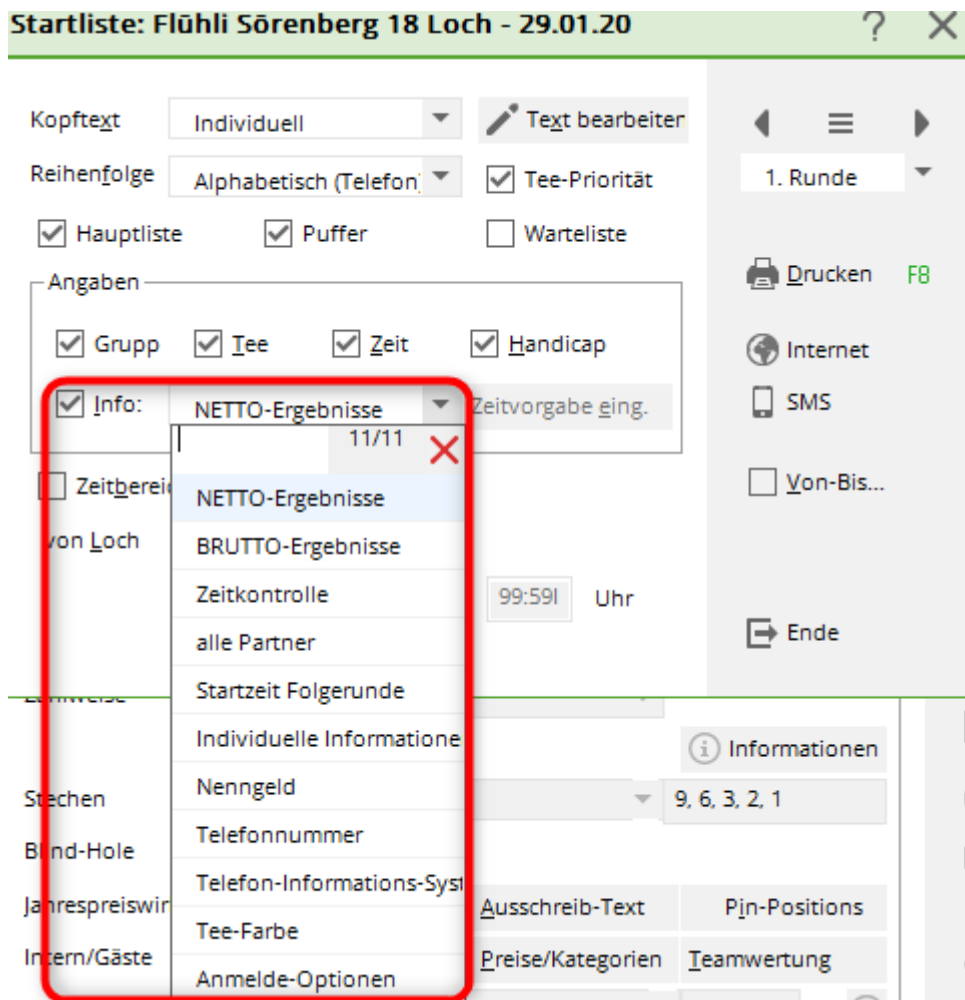
The **header text** corresponds to the standard text for the entry list (**Matches/Print.../entry list**). You can easily take over the text from the announcement or the entry list and add an individual header text.

1. **Load** an already stored text here via **Invitation to tender** or **entry list**. If necessary, the text can be adapted.
2. You can save this text as a text file **save**. Please use the file path suggested by PC CADDIE.

Further determine the **order** and which information (**main list, buffer, waiting list**) should be printed.

Print additional information

Activate the option **Info**option, you have the option to select the following information:



NETTO results

The net or gross preliminary round results appear in the last list column in the order sorted by start time. Round results and totals are listed in order and separated by a slash. Of course, the results are only displayed from the second round of a tournament over several rounds are displayed. In a tournament with one round, this column remains empty:

Druck: PC CADDIE://online Turni., 2. Runde - Startliste [Fertig]

Kopieren (F6) Speichern (F7) Drucken (F8) Seite 1/1 100% PC CADDIE://online Turni., 2. Runde - Startliste

PC CADDIE://online Turnier - 24.12.2010

Teilnehmerliste

Einzel-Zählspiel nach Stableford; 36 Löcher, 2. Runde
vorgabenwirksames Wettspiel

Sonnenschein - Nordplatz Herren: GELB Par: 72 Slope: 130 Course: 69.3
Damen: ROT Par: 72 Slope: 128 Course: 72.7

Stand: 31.12.10, 10:43 Uhr

Tee	Zeit	Name, Vorname	Club	HCP.	
1	1 10:00	Tester, Timo	GC Sonnenschein	3,1/ 1	29
		Schmedding, Benedikt	CH-Schmedding-CH	26,47/28	37
		Kurze, Mirko	A-GC Eichenheim Kitz	47?/50	41
2	1 10:10	Tester, Timo	GC Sonnenschein	5,4/ 4	31
		Werner, Edda	GC Sonnenschein	13,0/15	36
		Kainz, Katharina	GC Sonnenschein	37/42	24
3	1 10:20	Heck, Axel	Heimatclub unbekannt	2,5?/ 0	38
		Tester, Tina	GC Sonnenschein	3,1/ 4	22
		Quickert, Rosemarie	GC Sonnenschein	38/43	42

PC CADDIE 2010 © 1988-2008 Schmedding Software Systeme GmbH

GROSS results

The gross preliminary round results will be printed.

Time control

In the list for each game the **passage times** for the individual tees are printed.
If you select this option, on the right **Time preset in.** is activated.

Startliste: Flühli Sörenberg 18 Loch - 14.10.20 ? X

Kopftext

Reihenfolge Tee-Priorität

Hauptliste Puffer Warteliste

Angaben

Grupp Tee Zeit Handicap

Info:

Zeitbereich

von Loch Uhr

bis Loch Uhr

F8

Von-Bis...

Enter the [Enter the target times](#) in the course data or enter a time here:

Zeitvorgabe eingeben X

Geben Sie die Zeitvorgaben ein:

An Tee*

An Tee*

An Tee*

An Tee*

***) Tee-Nr. oder In/Out/Home**

HINWEIS: Wenn Sie Durchgangszeiten für jedes einzelne Loch wünschen, müssen Sie diese in den Platzdaten eingeben. Wählen Sie dazu den Platz, auf dem das Wettspiel gespielt wird, und benutzen dort den Button [Sollzeiten].

Diese Einstellung soll Vorrang vor der lochweisen Angabe der Sollzeiten haben

Here you define the control holes and the time that the players are allowed to take until then. The list appears as follows:

Druck: PC CADDIE://online Turni., 1. Runde - Startliste [Fertig] Seite 1/1 100% PC CADDIE://online Turni., 1. Runde - Startliste

PC CADDIE://online Turnier - 24.12.2010

Durchgangszeiten

Einzel-Zählspiel nach Stableford; 36 Löcher, 1. Runde
vorgabenwirksames Wettspiel

Sonnenschein - Nordplatz Herren: GELB Par: 72 Slope: 130 Course: 69.3
Damen: ROT Par: 72 Slope: 128 Course: 72.7 Stand: 31.12.10, 10:41 Uhr

Tee	Zeit	Name, Vorname	HCP.	Tee 3	Tee 9	Tee12	Tee15
1	1 10:00	Tester, Timo Schmedding, Benedikt Kurze, Mirko	3,1/ 1 26,47/28 477/50	10:20	12:00	12:20	12:40
2	1 10:10	Tester, Timo Werner, Edda Kainz, Katharina	5,4/ 4 13,0/15 37/42	10:30	12:10	12:30	12:50
3	1 10:20	Heck, Axel Tester, Tina Quickert, Rosemarie	2,57/ 0 3,1/ 4 38/43	10:40	12:20	12:40	13:00

PC CADDIE 2010 © 1988-2008 Schmedding Software Systeme GmbH

all partners

This option is especially useful for alphabetical sorting - it lists all the match partners in one line next to the start time. This allows you to gather all the necessary information at a glance if, for example, someone calls to ask for their start time.

Start time follow-up round

With this option two start times are printed in the list, namely the one of the current round and the one of the next round. This option only makes sense if in the first and second round the flight division remains identical and only the times are changed (change 1st and 10th tee, early start/late start).

Individual information - Layout

Startliste: Flühli Sörenberg 18 Loch - 14.10.20 ? X

Kopftext

Reihenfolge Tee-Priorität

Hauptliste Puffer Warteliste

Angaben

Gruppe Tee Zeit Handicap

Info:

Zeitbereich

von Loch Uhr

bis Loch Uhr

F8

Von-Bis...

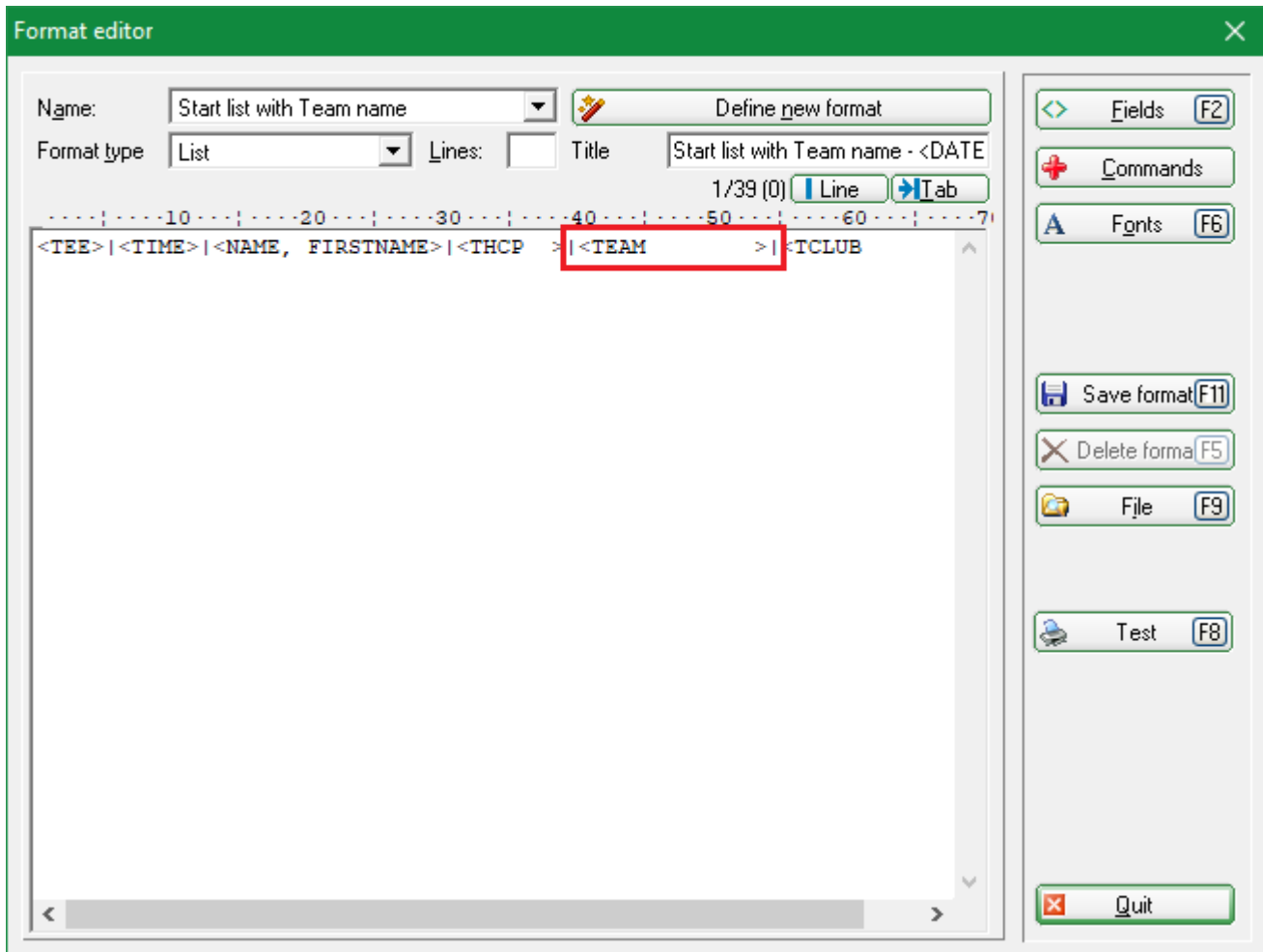
To the right of this selection appears the button **layout**. You can use this button to define the layout of an individual [List of persons](#) to define the layout of an individual start list yourself. Read on carefully. Different examples are explained below, from tea colour to payment info.

Please note that PC CADDIE can be changed depending on the **Order** „PC CADDIE uses two different list formats: one for the list in chronological order and one for the other orders. Before printing, check whether the correct layout has been selected.

Individual: Start list with TEAMNAME

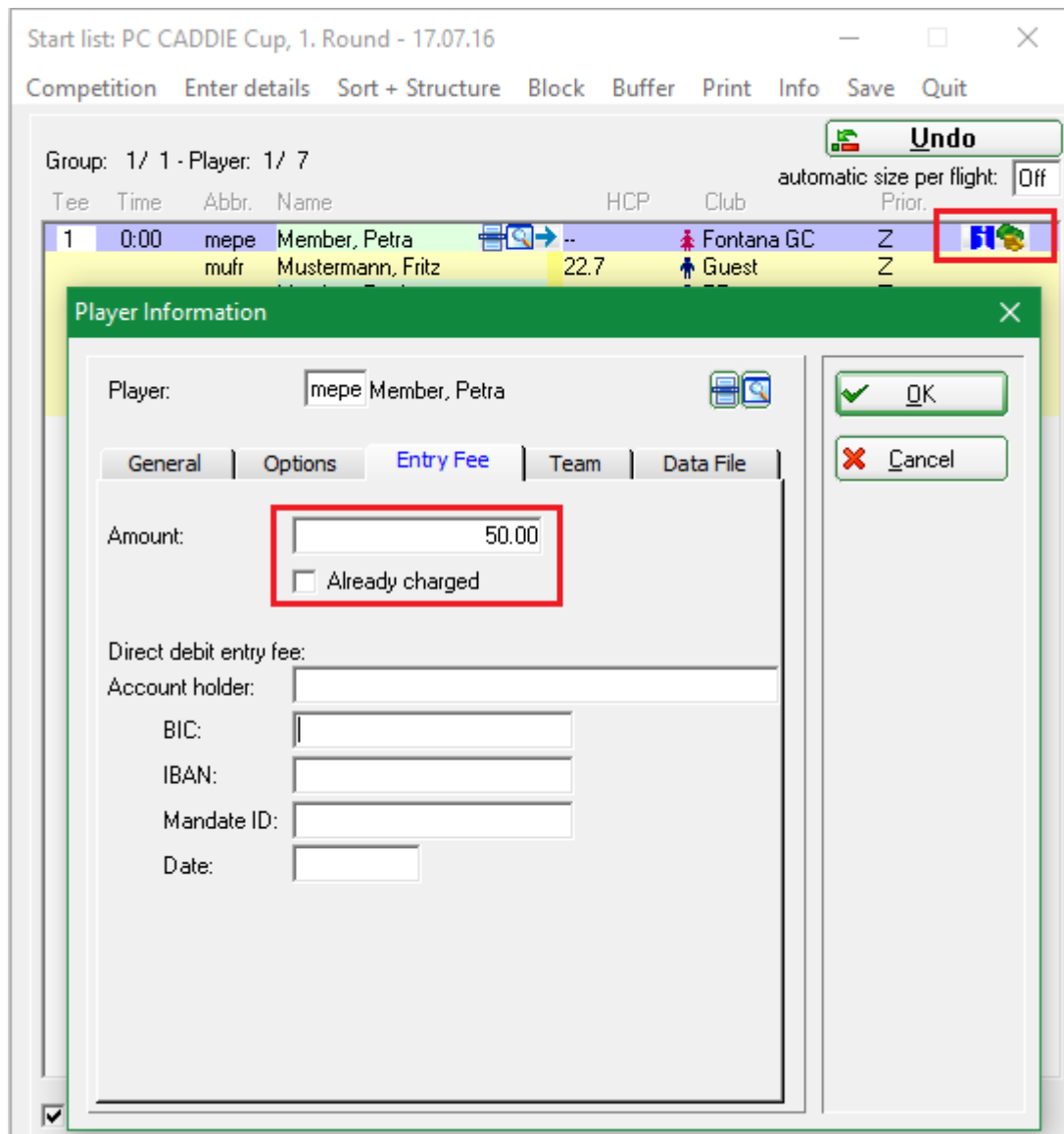


In order to form teams, you need the module „Team classification“ as a prerequisite! If you have a team ranking and want to print team names on the start list, use the following FIELDS:

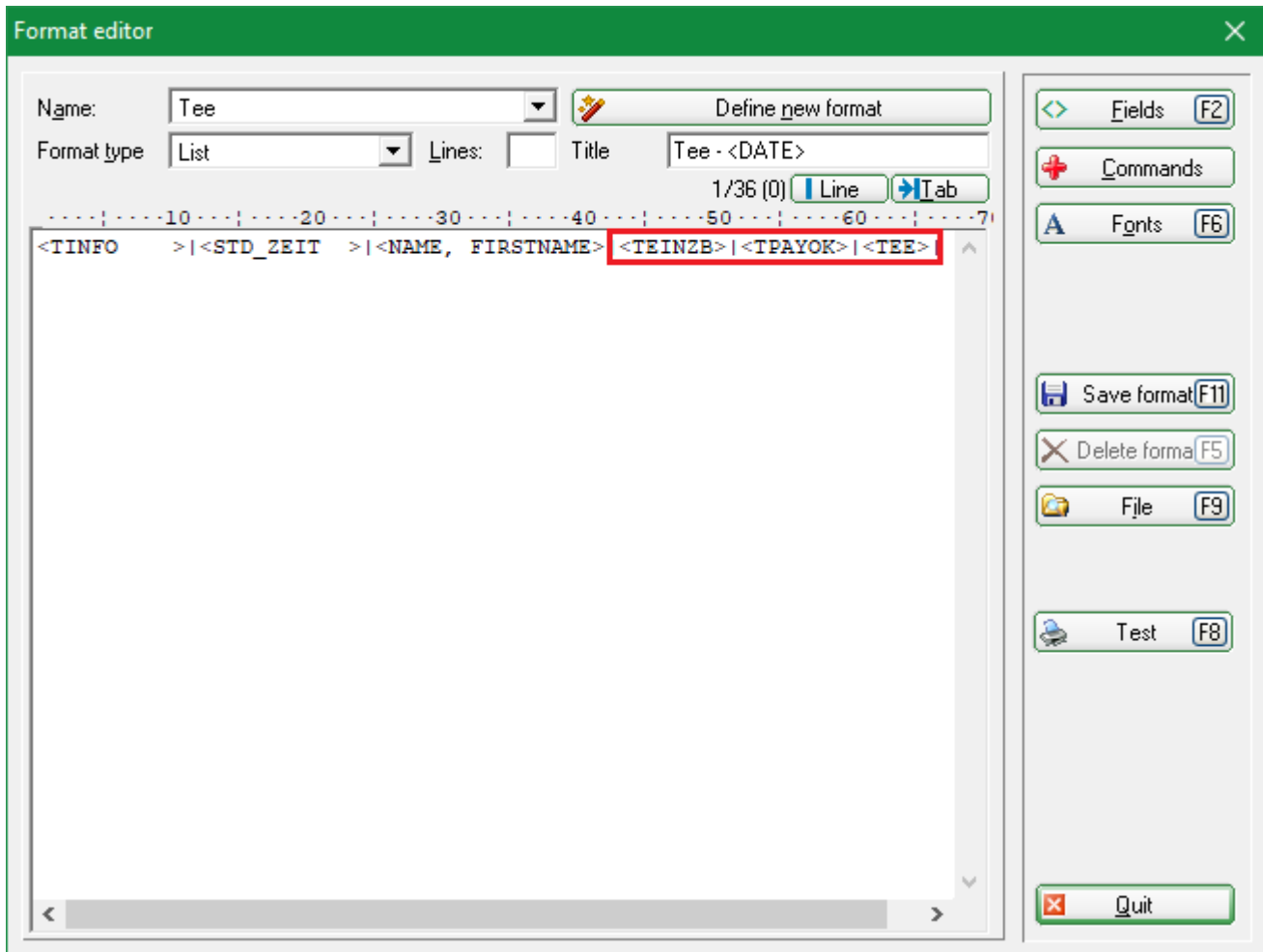


Individual: Start list with payment information

Perhaps you would like to use the tab „Entry fee“ to indicate who has already paid the tournament fees.



Enter the entry fee for each player and activate the option „Already debited/paid“ as soon as payment has been made. You can also print out this list.



Participants list

Single- Stableford 9+9+9 Holes, 1st round
handicap qualifying game

Printed: 13.12.19, 15:12 hour

Information	Tee, Time	Name, First name	Amount	Payed	Tee	Tee color
	1 1 0:00	Member, Petra	50,00	OK	1	RED

PC CADDIE 2019 © 1988-2019 PC CADDIE AG, Horw, Switzerland

PROBEINSTALLATION: Testclub AG, Lausanne

Individual: Start list with printout of information

Do members send you individual information when registering online? You would like to display this in a list, then use the field <TINFO>

Player Information

Player: Member, Petra

General | Options | Entry Fee | Team | Data File

Note:

Prize categories:

Course:

Tee colour:

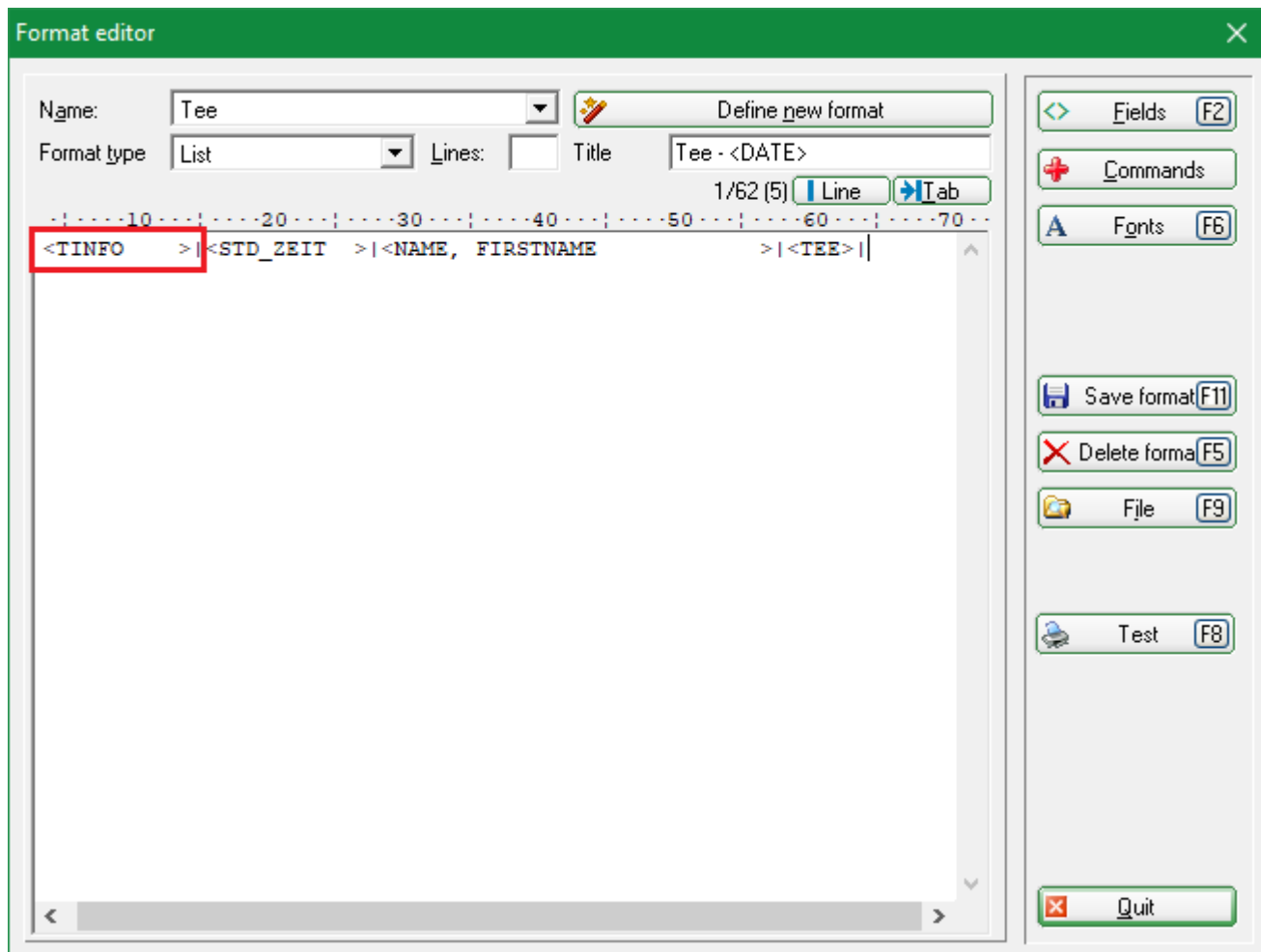
Scoring:

Priority : (F-early, M-middle, S-late, Z-last)

OK

Cancel

Set the field to the appropriate size so that the whole text can be displayed.



PC CADDIE Cup - 17.07.2016

Single - Stableford; 36 Holes, 1st round
handicap qualifying Competition

Holes 10-18 Sonnenschein - Par 72 - SSS 0

Printed: 13.12.19, 15:31 hour

Information	Tee	Time	Name, first name	Tee	
I need a golfcard and I would like to	1	1	0:00	Member, Petra	1

Entry fee

The entry fee is printed out on the list for checking purposes. You set the entry fee amounts by clicking on **Entry fee** on the right. Please also note the section [Entry fee](#).

Telephone number

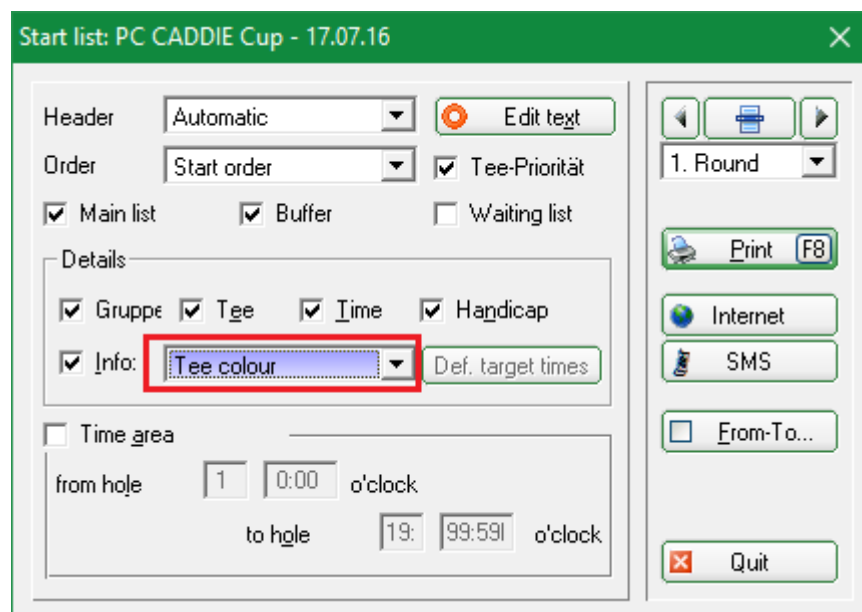
With this list, the telephone numbers of the participants will be printed in addition to the names.

Telephone Information System

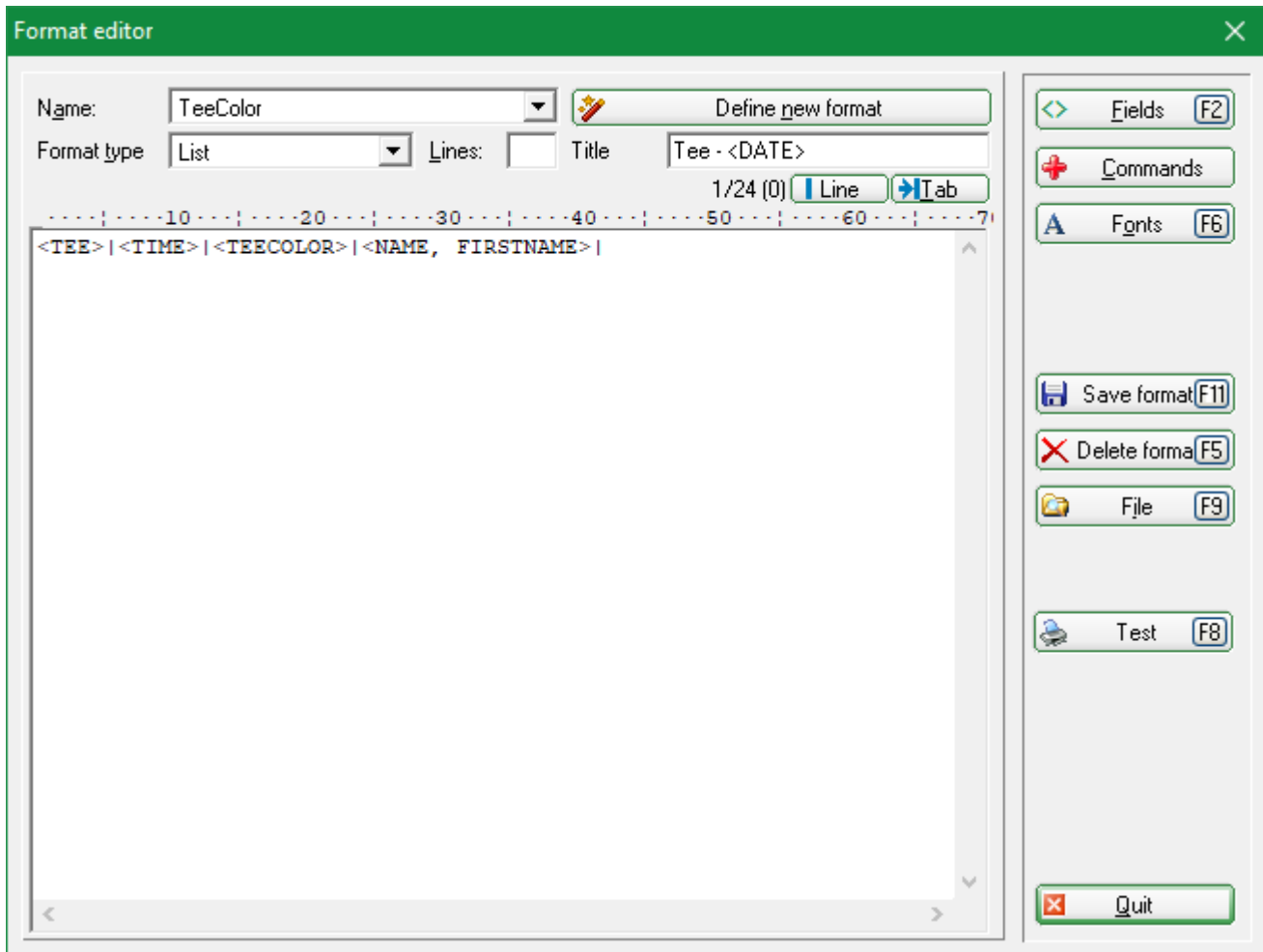
This option is relevant for the PC CADDIE add-on module [Telephone information system](#) of importance.

Tea colour

With this option you can print the colour of the tee.



However, you can also individually „**Individual information** and under **Layout** insert the following FIELDS:



Example of a self-defined start list with tea colour:

PC CADDIE Cup - 17.07.2016

Single - Stableford; 36 Holes, 1st round
handicap qualifying Competition

Holes 10-18 Sonnenschein - Par 72 - SSS 0

Printed: 13.12.19, 15:39 hour

Tee		Tee	Name, first name
1	15:39	Yellow Red Red	Member, Petra Mustermann, Fritz Member, Paul

Time range

Scorecards: Beginners-Cup - 30.06.17

Type: 1: Scorecard with frame [Settings]

Order: Start order [Pin position]

Name: Beginners-Cup <DATE>

Information: Single - Stableford; 12 Holes

Details

Tee times Handicap Marker Target times

Score of previous rd. Without scores of prev. round

Time area

from hole 1 0:00 o'clock

to hole 9 0:00 o'clock

1. Round

Print [F8]

From-To...

Single Person

Quit

After activating **Time range** you can choose in which time range the list should be printed. This is done by specifying which **hole** and time until which **hole** and time the list is to be printed. This gives you the option of printing separate lists for the 1st and 10th tee or for mornings and afternoons.

Start lists as HTML file

You call this function via the **Internet** button. It is responsible for sending the file to the DGV intranet, [PC CADDIE://online Tournament](#) or Swissgolfnetwork. In addition, the file can be transferred via FTP to any server, provided that suitable data is stored.

Create Internet file [X]

Enter directory and name of the html-file:

Directory: [Browse] [Folder]

File name:

FTP-Upload [F7]

Insert a image if you want:

Image file [Browse]

Size: % of the page

Upload automatically to the intranet

Tournament [Print]

Context: [Dropdown]

Link name:

[F9]

[OK] [Cancel]

Start the process with **OK**.

For more information on this topic, see [FTP transfer](#).

Send start times by SMS

By clicking on the button **SMS** you create an SMS for each tournament participant who has deposited a mobile phone number with his start time and his flight partners.

Read more about the service-oriented service here [Tournament SMS](#).