

Export tournaments

Export to the PC CADDIE server

- PC CADDIE has to be installed at both sides (export and import).
- You can also export international tournaments, just make sure that you have the correct club number preceded by the country code, for example: 043 for Austria, 041 for Switzerland, and 049 for Germany

Click on **Competitions/Export tournament** and select the tournament to be exported to another club that also uses PC CADDIE. You will see the 2nd screenshot.

Or: Via **Competitions/new, edit, delete**, select the tournament and then click on the **Internet** button on the right-side of the window.

Intranet information (internal ID: 55)

Name: PC CADDIE Cup
Form: Single - Stableford; 36 Holes manually

Information | Categories | Number of players | Entry limits | Functions

Host: Club ID:

Remark:

Entry fee info:

Start: Iee: Iime: o'clock

Display status: Entry, start and results lists

Team results: (do not show team scores)

Qualified electronic scorecard

Visible as of: Entry list: -7 -1 0 o'clock
Start list: -2 -1 0 o'clock
Results: 0 +1 o'clock

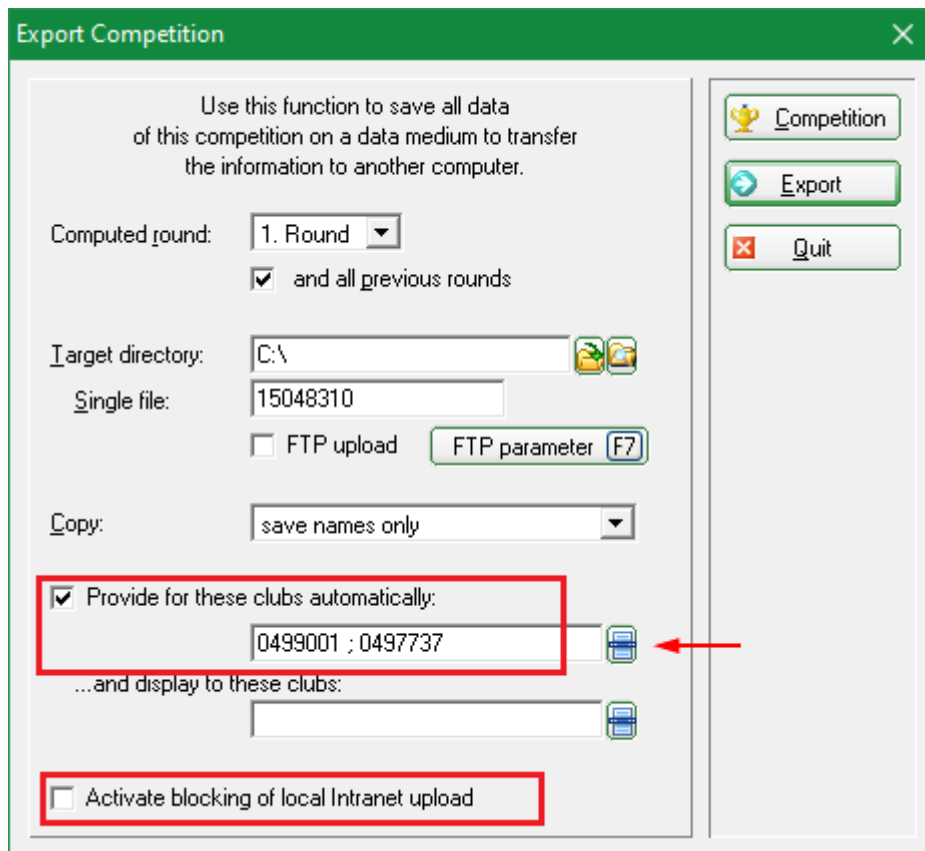
Last performed: 18.03.20 16:37

Check players and course in Intranet
Publish entry list in Intranet
Publish start list in Intranet
Publish results in Intranet
Open competition in Intranet

Info text

OK
Copy (F6)
Export
Cancel

Click **Export**, which opens the following window:



Check „Provide for these clubs automatically“ and enter the number of the club and country code in the corresponding field. If you don't know the club number, you can SEARCH for it using the list button on the right; select the club!

With „Copy“, the setting „save names only“ usually suffices, but you can also export mobile numbers (pay attention to the data protection regulation) so that the recipient club can send the start times via SMS, for example.

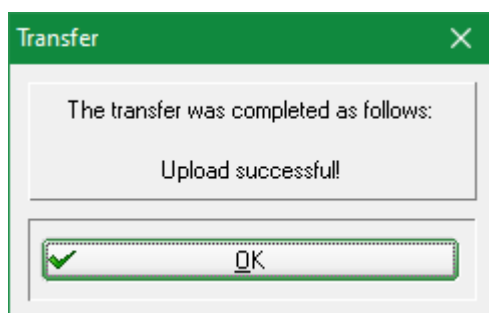
With this option, however, mobile numbers are imported at the recipient only for those persons who have an empty mobile number field in the person mask.

Changes to the mobile numbers are not made during the import because you cannot really know what number is the current one.



Place a check-mark at **Activate blocking for local Intranet upload**, if you do not want to transfer the tournament to the intranet now. This would be important if you transfer different round settings to the intranet.

Click **Export** once you have made these settings and start exporting the tournament. If everything went well, this window appears:



The tournament has been successfully transferred to the PC CADDIE server, from where the recipient can import it: [Import tournament](#)

Export to the intranet



or

- In this case the exporting club uses another club management program.
- There is no international interface, the function can only be used within Germany or within Switzerland, i.e. both clubs (sender and recipient) must be in the same country.

Open the tournament with **Competitions/new, edit, delete**, select the tournament and then click on the **Internet** button.

Inform the recipient club of the tournament's DGV-ID (DGV data protection reasons) so that the club can load the tournament from the intranet. If the tournament does not yet have an ID, click **OK** and start the intranet synchronization. A DGV-ID is requested from the intranet.



Activate both the start list and the results list for uploading them to the intranet, so that the importing club can download everything they need.



It is also particularly important that you **transfer both the start list and the results list to the intranet again** after you have activated the export to another club. If the export was stopped at the start of the tournament, everything is already available for the recipient club.

Press **Export** (2)

Intranet information (internal ID: 55)

Name: PC CADDIE Cup
 Form: Single - Stableford; 36 Holes manually

Information | Categories | Number of players | Entry limits | Functions

Host: Club 1 ID: 490000694981

Remark:
 Entry fee info:

Start: Tee: 1 Time: 10:00 o'clock

Display status: Entry, start and results lists
 Team results: (do not show team scores)

Qualified electronic scorecard

Visible as of:

Entry list:	25.03.2020	-7	-1	0	12:00	o'clock
Start list:	29.03.2020	-2	-1	0	18:00	o'clock
Results:	29.03.2020	0	+1		10:00	o'clock

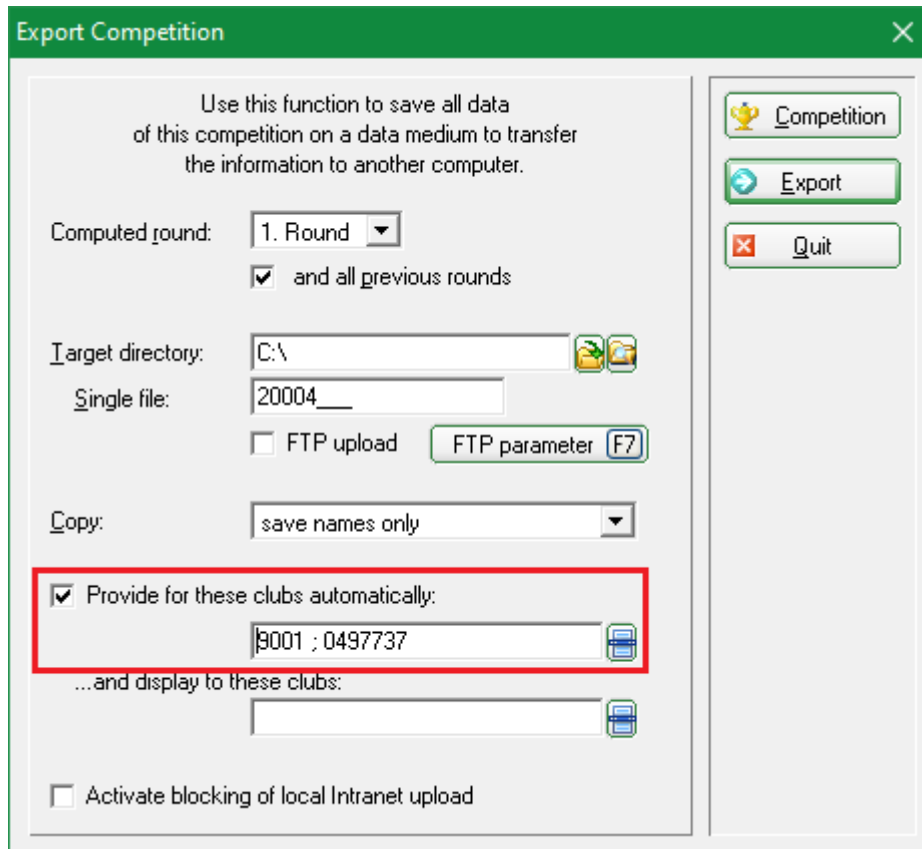
Last performed: 18.03.20 16:37

Check players and course in Intranet
 Publish entry list in Intranet
 Publish start list in Intranet
 Publish results in Intranet
 Open competition in Intranet

Info text

OK
 Copy F6
 Export 2
 Cancel

Place a check-mark at **Provide for these clubs automatically** and insert the club number of the recipient club, for example: 1234 (use „;“ in case there are more recipient clubs, for example: 1234; 8765))



Then click **OK** again and then start the intranet synchronization. The tournament is now ready for the recipient to download it from the intranet.



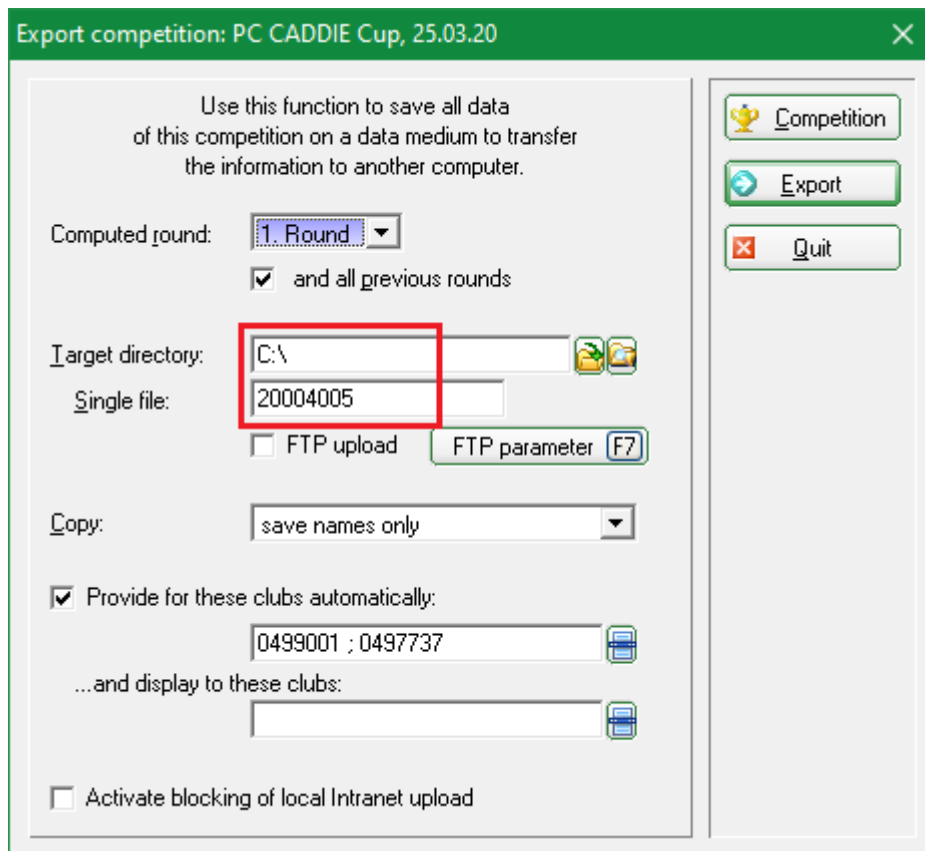
The recipient with the other club management software should know that the prize allocation must be created after the import; in addition, the course data from the intranet must be loaded separately.

Export as tournament file



This function was often used to send tournament files via email to other clubs before there was the opportunity to export and import the tournaments to and from the PC CADDIE server. Tournament files can only be imported by PC CADDIE users. This function might still be useful, for example if you do not have access to the internet and want to save the data on a USB stick.

Select the tournament via **Competitions/Export Tournament**. The following window opens:



Enter the target directory and write down the competition number (**Single file**). Click **Export** to launch the export. You can have the possibility to send the file as an email attachment.

Export for the ASG Order of Merit

PC CADDIE must be up to date! This is the most important prerequisite for the export to work. Please check whether a new program version is available and install the [Update](#) if necessary.

Then export the tournament as described above and enter the destination as follows:



Use this function to save all data of this competition on a data medium to transfer the information to another computer.

Computed round: 1. Round

and all previous rounds

Target directory: C:\PCCADDIE\FTP\

Single file: 20004005

FTP upload FTP parameter (F7)

Copy: save names only

Provide for these clubs automatically:
DM

...and display to these clubs:

Activate blocking of local Intranet upload

Competition

Export

Quit